

# CERTIFICATION EXPERIENCE GUIDE

Increase your value with Pure IT Certifications



- STEP
- 1 **PREPARE FOR THE EXAM**
  - 2 **SCHEDULE THE EXAM**
  - 3 **CLAIM YOUR BADGE**
  - 4 **MAINTAIN YOUR CERTIFICATION /  
CERTIFICATION RESOURCES**



## Ready. Set. Get Certified.

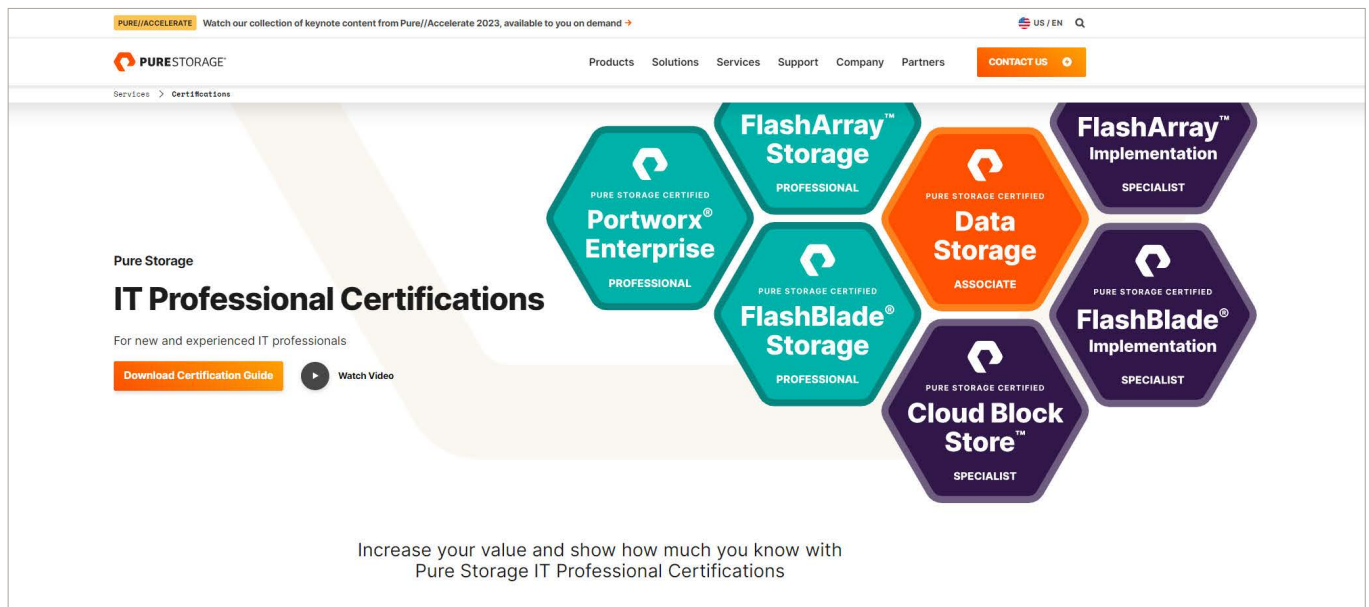
It's time to get recognized for your skills and experience.



### STEP 1: PREPARE FOR THE EXAM

While on-the-job experience with Pure products and solutions is important, Pure Storage offers certification prep courses to help you get ready for your exam. Our prep courses include hands-on labs to help you acquire new knowledge and practice the related skills. Each certification prep course is offered in three different modalities—you choose whether you want to take instructor-led training, virtual instructor-led training, or self service on demand training.

To begin, go to [Pure IT Professional Certifications](#). You'll see the main certification page, like the one shown here.

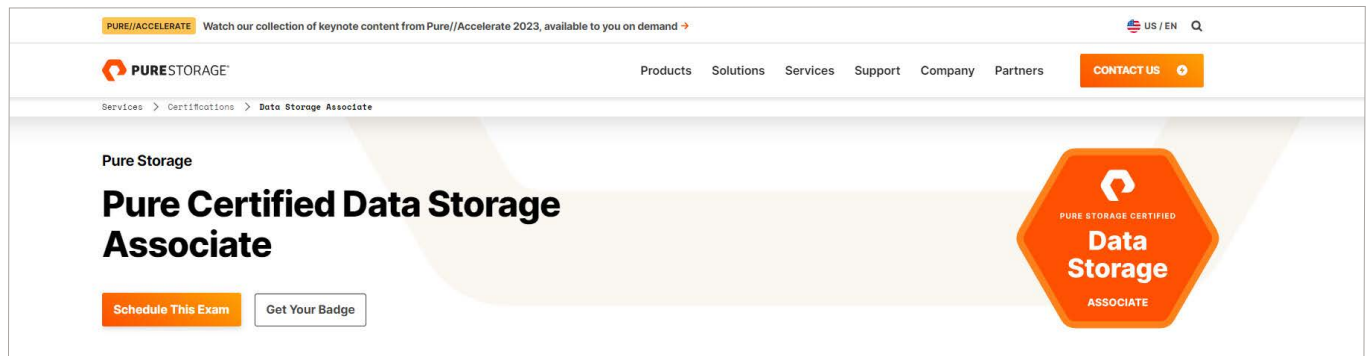


Scroll down the page and select the certification you want to view.

You can find information about each certification, including exam details, prep course descriptions, study guides, and additional tips to help you prepare for and maintain your certification.

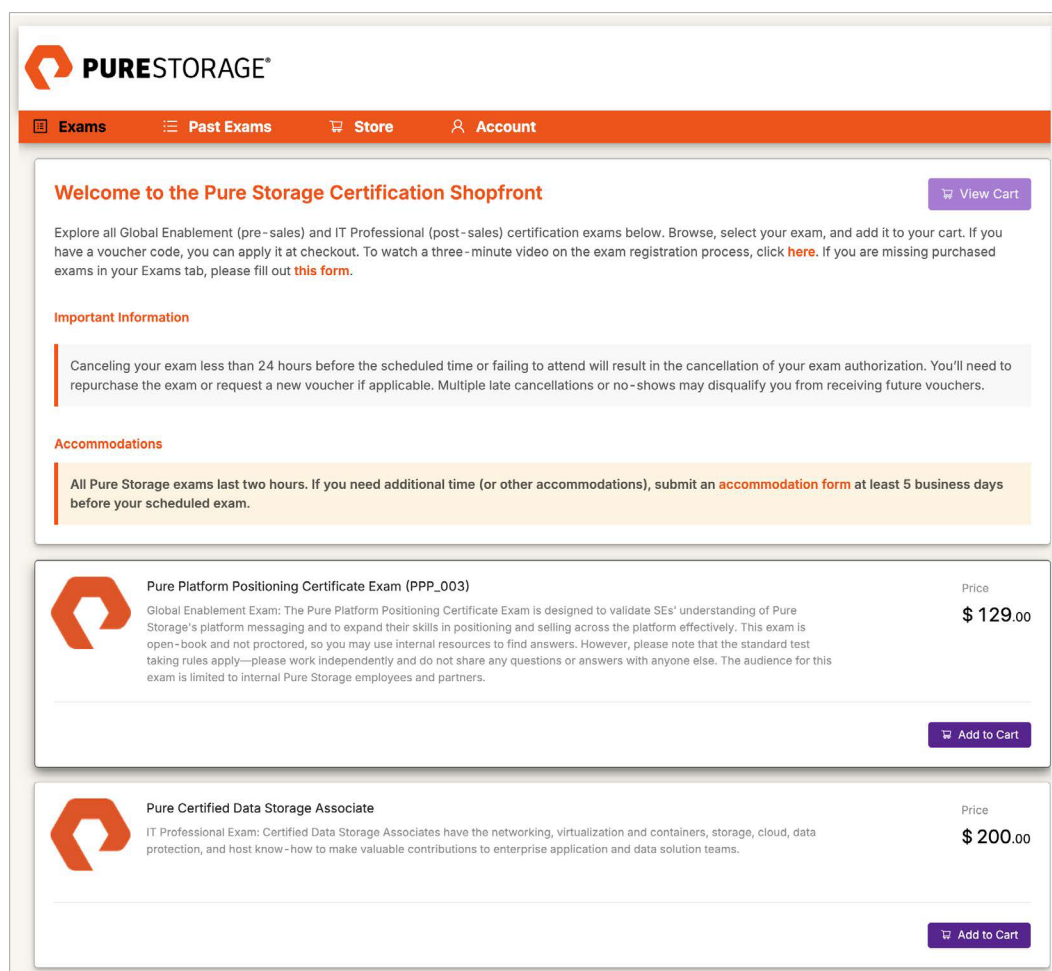
## STEP 2: SCHEDULE THE EXAM

Once you're ready, it's time to schedule your exam. Pure Storage certification exams are secure, proctored sessions that can be taken conveniently from your home or office. Simply select your preferred exam and time through our [Pure Storage Certification Shopfront](#).



Whether you click the link above or the **Schedule This Exam** link on the website as shown in the screenshot, you will be redirected to ExamStudio. You will be authenticated via your Pure1 login and may be prompted to sign in with your Pure1 credentials. If you are unable to log in or do not see your past exams after logging in, please submit this [form](#) for assistance.

Watch this [video](#) to learn how to order and launch exams.



## On-Demand Exam Access

No need to schedule in advance! Simply log in to your [ExamStudio](#) account and launch your exam on-demand whenever you're ready. Exams are available 24/7, giving you the flexibility to test at your convenience.

## System Requirements and Proctoring Platform

Pure Storage uses Honorlock to proctor certification exams. This secure, convenient solution allows you to test from home or any private, quiet space - no travel required.

### To ensure a smooth experience:

- Click [here](#) to learn what to expect on exam day, including how to download the Honorlock Chrome Extension.
- Click [here](#) to learn more about the Honorlock Application that you will be prompted to download when you launch your exam.
- Click [here](#) to run a system check and test your equipment ahead of time.
- Click [here](#) for answers to common Honorlock-related questions.

TIP! If your company uses strict device security policies, consider taking the exam on a personal computer to avoid conflicts with proctoring requirements.

## Take Your Exam

To launch the exam:

1. Log in to your [ExamStudio](#) account.
2. Navigate to the Exams section.
3. When you're ready, click the Start button next to your exam.
4. Follow the instructions in the pop-up windows to continue launching your exam.
5. Watch your email for your Pass or Fail result from CertMetrics, which will arrive to your email within 24 to 48 hours.

## Special Considerations

- For 24/7 Honorlock Support, [live chat here](#). Please note, support chats will initially be routed to an automated response bot. You can escalate to a live agent upon request.
- Honorlock offers technical support 24/7/365 days to assist test takers before, during, and after their proctored tests. If you need assistance, click the chat bubble at the lower right corner of your screen, and one of their helpful support agents will be there!
- Please submit this [form](#) to request an accommodation or to get help with a technical issue.
- In the event that you do not pass an exam, you must wait 14 days before you retake the exam. If you have attempted and failed an exam three or more times, you must wait 60 days before scheduling an additional exam attempt. You must pay the full registration fee or use a voucher for each attempt.

## STEP 3: CLAIM YOUR BADGE

Pure Storage is committed to providing you with the right tools to help you achieve your professional goals. Just as important, we give you ways to communicate your hard-earned certifications in the online marketplace.

We've partnered with Credly to offer digital certification badges that showcase your knowledge, skills, and achievements. You can easily share your success on social media, in email signatures, blogs, and other professional platforms. These digital badges confirm your credentials to employers, colleagues, and others. By clicking on your badge, anyone can view the certification you've earned, the skills you've developed, and the programs you've completed.

### Get Your Digital Badge

Once you successfully pass a certification exam, look for an email with instructions to access Credly, our digital badge provider, soon after you receive confirmation that you passed your exam.

For complete instructions on how to download and post your badge, go to [Share Your Pure Certifications with Digital Badges](#).



Step 1

#### Receive an Email from Credly

Create an account and confirm your email address.



Step 2

#### Claim Your Badge

Follow the instructions.



Step 3

#### Start Sharing!

Add your badge to LinkedIn, email, and more.

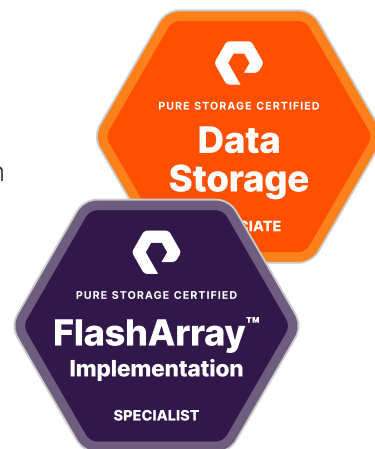
## STEP 4: MAINTAIN YOUR CERTIFICATION

### Certification Validity and Renewal

All IT Professional certifications are valid for a period of three years. To maintain your certification, you can renew it by retaking the exam every three years. As exams are updated annually with new content, this ensures that you stay current with product developments and continuously sharpen your skills.

Additional Recertification Paths:

- For the Data Storage Associate (DSA) certification, renewal is automatic if you pass any Specialist, Professional, or Expert level exam. In this case, the validity of your DSA certification will align with the validity period of the higher-level certification.
- If you hold a FlashArray Storage Professional (FASP), FlashArray Implementation Specialist (FAIS), or FlashArray Support Specialist (FASS) certification, you have an additional option for recertifying - earn Continuing Pure Education (CPE) credits instead of retaking the exam
- You can review the full recertification policy [here](#).



## CERTIFICATION RESOURCES

### Resources from Pure PEAK

- Find additional courses at [Pure PEAK Education](#).
- Visit our growing library of knowledge articles at the [Pure Storage Knowledge Portal](#).
- Explore best practices in our [Pure Storage Community](#).
- Tune in to upcoming [webinars](#) to see relevant content.
- Get [direct access](#) to our leaders, experts, partners, and the latest product news on The Pure Report Podcast.
- For more information about our instructor-led training including pricing and scheduling, please contact your Pure Account Executive.





### What is the Pure Skill subscription offering?

Pure Skill is our new education and training subscription that bundles both existing and new PEAK offerings. Our new subscription model is designed to enhance your experience by offering a comprehensive bundle of education and learning resources. This service aims to support you throughout your learning journey with us, empowering you with the knowledge and skills to fully leverage the Pure Storage platform. Our goal is to build a community of knowledgeable champions, while ensuring you receive maximum value from our solutions.

[Learn More](#)



[purestorage.com](https://purestorage.com)

[800.379.PURE](tel:800.379.PURE)

